




welcome to insights

Visible Alpha Insights is a powerful, dynamic platform that allows you to view directly comparable forecasts, assumptions and business logic from analysts' raw working models. You can review variances in opinion, quantify investment controversies, and assess your own investment theories with greater confidence.

To get started with your trial, here is a suggested guide to follow to ensure you experience all that Visible Alpha Insights has to offer.

Week 1

INTRODUCTION

- 
Watch the welcome video Estimated time: 2 minutes
 Get an overview on what you can do with the Visible Alpha Insights platform.
- 
Explore key company drivers Estimated time: 10 minutes
 Use the search bar to explore tickers, industries, analysts and brokers. View apples-to-apples comparisons of analyst calls across hundreds of line items per company.
- 
Set alerts Estimated time: 2 minutes
 Receive an email or in-app notification every time there is a change in analyst coverage, a recalculation of a consensus value, a new model added, or a new SEC filing added.

Week 2





EXCEL FEATURES

- 
Install the Excel Add-In Estimated time: 5 minutes
 Within Excel, access the latest consensus forecasts and get content from all of your entitled brokers updated in real-time.
- 
Configure an Excel Export Estimated time: 10 minutes
 Configure and customize the parameters of your export, including time periods, analyst revisions, accounting treatments and more.
- 
Access Company Tear Sheets Estimated time: 3 minutes
 View Excel-based snapshots of the latest consensus and broker estimates, including key values and line items from all financial statements. Available for Earnings Previews, Earnings Reviews and Surprise Analysis.

Week 3









ANALYTICS

- 
Use the Variations Tool Estimated time: 10 minutes
 See color-coded degrees of variation on consensus values and quickly identify outliers.
- 
Spot trends with the Revisions Analysis Tool Estimated time: 15 minutes
 Each model is stored and made comparable to the data in previous versions, allowing you to spot trends in analyst calls, monitor who got there first and who followed the rest of the Street.
- 
Conduct Surprise Analysis Estimated time: 10 minutes
 Instantly visualize when a company's reported quarterly or annual numbers are above or below analysts' expectations.
- 
Analyze High/Low Estimated time: 10 minutes
 See a visual presentation of the bulls and bears by line item.

-  **Create Line Item Monitors based on your interests** Estimated time: 15 minutes
Discover the story behind every number, including growth drivers and major assumptions. Customize line items based on your interests, and set alerts on metrics that are important to you.
-  **View high/low estimates with Distribution Charts** Estimated time: 2 minutes
View the dispersion of estimates around any consensus value using Distribution Charts.
-  **See changes in estimates with Revisions Charts** Estimated time: 2 minutes
With daily and monthly views, get a snapshot of changes in consensus for any data point.
-  **Visualize Trends** Estimated time: 2 minutes
Visualize year-over-year and quarter-over-quarter growth on any consensus value.

One Touch Keyboard Shortcuts

These shortcuts are available from the company view. Inside the platform, press “?” to access the shortcut menu at any time.

- | | | | |
|---|--|--|---|
|  L Left Panel
See company views |  F Formula Bar
Inspect calculations |  A Annuals
See brokers for current year |  S Search
Line item search |
|  R Right Panel
Analyze company data |  I Inspector
Inspect line item |  Q Quarters
See brokers for current quarter |  G Global Search
Search other companies, industries and analysts |

Visit: app.visiblealpha.com

During your Visible Alpha Insights trial, if you have any questions, additional resources are available to you:

Visible Alpha Insights User Guide
Support Center

- or -

Contact your sales representative or client success manager

Like what you see? If you're ready to get full access to Visible Alpha Insights, contact your sales representative today.